Hector Kobbekaduwa Agrarian Research and Training Institute
Data Management Division
(Wholesale Prices of Rice & Subsidiary Food Crops)

2026.08.05

Item	Pettah				Marandagahamula			
	Range	Average		Change *	Range	Average		Change *
	2026.08.05	2026.08.05	2026.08.04		2026.08.05	2026.08.05	2026.08.04	
Rice (Rs/kg)								
Samba 1	225.00 - 230.00	228.00	228.00		282.00 - 285.00	283.33	283.67	-0.34
Samba 2	220.00 - 222.00	221.33	221.33	0.00	220.00 - 240.00	230.60	230.00	0.60
Keeri Samba	250.00 - 320.00	292.00	292.00		266.00 - 340.00	300.80	300.80	
Nadu 1	195.00 - 200.00	198.00	198.00		227.00 - 228.00	227.33	227.33	
Nadu 2	190.00 - 192.00	191.00	191.00		180.00 - 200.00	187.60	187.80	-0.20
Raw red	160.00 - 170.00	166.00	166.00		167.00 - 182.00	175.00	176.80	-1.80
Raw White	175.00 - 190.00	183.00	183.00		170.00 - 190.00	180.00	181.00	-1.00
Imported Rice								
Ponne Samba	220.00 - 225.00	222.50	222.50		-			
Nadu	-				-			
Raw White	-				-			
Raw red								
Subsidiary Food Crops								
Dried Chillies (Rs/Kg)								
Imported	1050.00 - 1200.00	1125.00	1125.00					
Local								
Onion (Rs/Kg)								
Sinnan	-							
Vedalan	260.00 - 300.00	280.00	290.00	-10.00				
Imported	220.00 - 250.00	238.00	238.00					
Big Onion								
Imported	180.00 - 190.00	184.00	176.00	8.00				
Local	-							
Potatoes (Rs/Kg)								
Welimada	-							
Nuwaraeliya	330.00 - 350.00	340.00	344.00	-4.00				
Imported	140.00 - 180.00	164.00	169.00	-5.00				
Pulses (Rs/Kg)								
Green Gram	650.00 - 720.00	678.00	678.00					
Cowpea	620.00 - 700.00	660.00	650.00	10.00				
Red Dhal	215.00 - 230.00	224.00	224.00					
Consumption Item(Rs/Kg)								
Sugar(White)	208.00 - 210.00	209.00	209.00					
Wheat Flour	150.00 - 175.00	162.50	162.50					
Eggs (Rs/Egg)								
Brown	44.00 - 45.00	44.50	44.50					
White	42.00 - 43.00	42.50	42.50					

Data Management Division
Hector Kobbekaduwa Agrarian
Research and Training Institute
P.O. Box 1522
Colombo.

Hector Kobbekaduwa Agrarian Research and Training Institute
Data Management Division

Variety	2026.08.05 Peliyagoda 2026.08.04	2026.08.05 Kandy 2026.08.04	2026.08.05 Dambulla Market	2026.08.04 Meegoda Market	2026.08.05 Norochchole Market	2026.08.05 Thambuththegama Market	2026.08.05 Keppetipola Market	2026.08.05 Nuwaraeliya Market	2026.08.05 Bandarawela Market	2026.08.04 Veyangoda Market
Up Country Vegetable										
Beans	300 - 350	350 400	350 - 430	430 - 470	-	400 - 460	380 - 400	380 - 420	400 - 420	440 - 480
Carrot	200 - 250	300 320	220 - 300	310 - 340	-	300 - 350	230 - 250	280 - 300	240 - 260	300 - 330
Leeks	130 - 160	160 - 180	150 - 180	200 - 240	-	180 - 250	150 - 180	180 - 200	160 - 180	200 - 230
Beet root	200 - 250	200 - 220	200 - 220	220 - 270	140 - 160	200 - 260	-	-	-	200 - 250
Beet root (N Eliya)	-	250 - 260	250 - 300	-	-	-	250 - 260	240 - 260	260 - 280	-
Knolkhol	70 - 100	100 - 130	80 - 120	140 170	-	-	100 - 130	130 - 140	120 - 130	120 - 150
Raddish	80 - 100	70 - 80	50 - 70	100 130	40 - 70	100 - 150	60 - 70	60 - 70	70 - 80	90 - 120
Cabbage (N'Eliya)	-	140 - 150	-	140 - 160	-	-	100 - 120	110 - 130	100 - 115	150 - 170
Cabbage (Kandy)	130 - 150	100 - 120	90 - 130	-	-	150 - 200	-	-	-	-
Tomato	200 - 250	160 - 180	160 - 200	230 - 260	-	160 - 200	180 - 220	180 - 220	180 - 220	220 - 260
Low country Vegetable										
Ladies Fingers	80 - 100	100 - 110	60 - 70	90 - 110	60 - 70	30 - 50	-	-	100 - 110	80 - 110
Brinjals	200 - 300	270 - 300	230 - 300	280 - 360	180 - 220	230 - 280	250 - 300	-	260 - 300	330 - 360
Capsicum	500 - 600	550 - 580	300 - 450	530 - 600	400 - 500	430 - 500	600 - 650	640 - 660	630 - 650	520 - 600
Pumpkin	150 - 160	130 - 140	120 - 140	130 - 150	-	120 - 140	145 - 155	-	150 - 155	140 - 170
Cucumber	70 - 100	80 - 90	50 - 70	70 - 90	40 - 70	30 - 50	60 - 70	-	80 - 90	80 - 100
Bitter Gourd	200 - 250	250 - 280	180 - 250	270 - 300	170 - 220	200 - 230	-	-	320 - 350	320 - 350
Snake Gourd	180 - 230	150 - 160	130 - 160	220 - 250	60 - 80	130 - 150	-	-	180 - 200	200 - 240
Drumstick	120 - 200	150 - 180	-	160 - 200	130 - 160	150 - 200	170 - 180	-	200 - 220	150 - 200
Luffa	100 - 130	180 200	130 - 160	180 - 230	80 - 130	80 - 110	-	-	140 - 160	180 - 240
Long Beans	150 - 250	200 - 250	130 - 180	200 - 240	150 - 170	100 - 130	-	-	220 - 230	200 - 240
Ash Plantains	120 - 150	100 - 130	100 - 120	130 - 160	-	80 - 100	-	-	120 - 130	130 - 150
Green Chillies	550 - 650	700 - 800	700 - 800	700 - 750	650 - 650	650 - 800	900 - 1000	-	800 - 950	750 - 850
Lime	200 - 250	280 - 300	220 - 250	330 - 350	-	160 - 200	-	-	300 - 350	340 - 360
Sweet Potatoe	130 - 150	130 - 150	100 - 120	110 - 120	-	130 - 150	150 - 160	-	150 - 160	130 - 150
Manioc	120 - 140	110 - 120	100 - 130	100 - 110	-	90 - 120	110 - 120	-	-	120 - 140
Eggplant	220 - 250	230 - 250	180 - 230	250 - 280	140 - 200	150 - 180			250 - 260	250 - 260
Potato(Imported)	140 - 180	145 - 150	135 - 175	145 - 190	-	130 - 190	-	-	160 - 190	140 - 190
Potato (Welimada)	-		-	295 - 300	-	-	270 - 300	-	280 - 300	-
Potato (Nuwaraeliya)	330 - 350	330 - 340	280 - 300	320 - 330	-	-	-	300 - 315	-	320 - 330
B'Onion Imported	180 - 190	190 - 195	160 - 190	180 - 185	-	135 - 190	200 - 210	-	180 - 210	180 - 185
Big-onion Local	-	-	-	-	-	-	-	-	-	-
Banana										
Ambul(Rs/Kg)	150 - 200	140 - 160								-
Kolikuttu	380 - 420	-								-
Seeni	120 - 150	120 150								-
Anamalu (Rs/Fruits)	26 - 36	-								-
Papaya (Rs/Kg)	160 - 220	140 - 150								-
Passion Fruits(Rs/Fruit	45 - 60									-
Other Fruits (Rs/Fruit)										
Pineapple - Large	350 - 400									
- Medium	270 - 300									-
- Small	220 - 250									-
Mango - Betti	-									
- Karathakol	470 - 500									-
Woodapple	80 - 100									-
Avocado	135 - 170									-
Orange	50 - 70									-

Data Management Division
Hector Kobbekaduwa Agrarian
Research and Training Institute
P.O. Box 1522

හෙක්ටර් කොබ්බෑකඩුව ගොවිකටයුතු පර්යේෂණ හා පුහුණු කිරීමේ ආයතනය

Hector Kobbekaduwa Agrarian Research and Training Institute

දත්ත කළමනාකරණ අංශය

තොග මිල ගණන් (කිලෝවකට රුපියල්)

Wholesale Prices (Rs/Kg)

වර්ගය	2026.08.05 පැලියගොඩ වෙළඳපොළ	2026.08.05 මහනුවර වෙළඳපොළ	2026.08.05 දඹුල්ල වෙළඳපොළ	2026.08.04 මීගොඩ වෙළඳපොළ	2026.08.05 නොරොච්චෝලේ වෙළඳපොළ	2026.08.05 තඹුත්තේගම වෙළඳපොළ	2026.08.05 කැප්පෙට්පොළ වෙළඳපොළ	2026.08.05 නුවරඑළිය වෙළඳපොළ	2026.08.05 බණ්ඩාරවෙල වෙළඳපොළ	2026.08.04 වේයන්ගොඩ වෙළඳපොළ
උඩරට එළවළු										
බෝංචි	300 - 350	350 400	350 - 430	430 - 470	-	400 - 460	380 - 400	380 - 420	400 - 420	440 - 480
කැරට්	200 - 250	300 320	220 - 300	310 - 340	-	300 - 350	230 - 250	280 - 300	240 - 260	300 - 330
ලීක්ස්	130 - 160	160 - 180	150 - 180	200 - 240	-	180 - 250	150 - 180	180 - 200	160 - 180	200 - 230
බීට්රූට්	200 - 250	200 - 220	200 - 220	220 - 270	140 - 160	200 - 260	-	-	-	200 - 250
බීට්රූට් (නුවරඑළිය)	-	250 - 260	250 - 300	-	-	-	250 - 260	240 - 260	260 - 280	-
නෝකෝල්	70 - 100	100 - 130	80 - 120	140 170	-	-	100 - 130	130 - 140	120 - 130	120 - 150
රාබු	80 - 100	70 - 80	50 - 70	100 130	40 - 70	100 - 150	60 - 70	60 - 70	70 - 80	90 - 120
ගෝවා (නුවරඑළිය)	-	140 - 150	-	140 - 160	-	-	100 - 120	110 - 130	100 - 115	150 - 170
ගෝවා (නුවර)	130 - 150	100 - 120	90 - 130	-	-	150 - 200	-	-	-	-
තක්කාලි	200 - 250	160 - 180	160 - 200	230 - 260	-	160 - 200	180 - 220	180 - 220	180 - 220	220 - 260
පහතරට එළවළු										
බණ්ඩක්කා	80 - 100	100 - 110	60 - 70	90 - 110	60 - 70	30 - 50	-	-	100 - 110	80 - 110
වම්බටු	200 - 300	270 - 300	230 - 300	280 - 360	180 - 220	230 - 280	250 - 300	-	260 - 300	330 - 360
මාළු මිරිස්	500 - 600	550 - 580	300 - 450	530 - 600	400 - 500	430 - 500	600 - 650	640 - 660	630 - 650	520 - 600
වට්ටක්කා	150 - 160	130 - 140	120 - 140	130 - 150	-	120 - 140	145 - 155	-	150 - 155	140 - 170
පිපිඤ්ඤා	70 - 100	80 - 90	50 - 70	70 - 90	40 - 70	30 - 50	60 - 70	-	80 - 90	80 - 100
කරවිල	200 - 250	250 - 280	180 - 250	270 - 300	170 - 220	200 - 230	-	-	320 - 350	320 - 350
පතෝල	180 - 230	150 - 160	130 - 160	220 - 250	60 - 80	130 - 150	-	-	180 - 200	200 - 240
මුරුංගා	120 - 200	150 - 180	-	160 - 200	130 - 160	150 - 200	170 - 180	-	200 - 220	150 - 200
වැටකොළු	100 - 130	180 200	130 - 160	180 - 230	80 - 130	80 - 110	-	-	140 - 160	180 - 240
මෑකරල්	150 - 250	200 - 250	130 - 180	200 - 240	150 - 170	100 - 130	-	-	220 - 230	200 - 240
අළු කෙසෙල්	120 - 150	100 - 130	100 - 120	130 - 160	-	80 - 100	-	-	120 - 130	130 - 150
අමු මිරිස්	550 - 650	700 - 800	700 - 800	700 - 750	650 - 650	650 - 800	900 - 1000	-	800 - 950	750 - 850
දෙහි	200 - 250	280 - 300	220 - 250	330 - 350	-	160 - 200	-	-	300 - 350	340 - 360
බතල	130 - 150	130 - 150	100 - 120	110 - 120	-	130 - 150	150 - 160	-	150 - 160	130 - 150
මඤ්ඤොක්කා	120 - 140	110 - 120	100 - 130	100 - 110	-	90 - 120	110 - 120	-	-	120 - 140
එළබටු	220 - 250	230 - 250	180 - 230	250 - 280	140 - 200	150 - 180			250 - 260	250 - 260
අර්තාපල් (ආනයනික)	140 - 180	145 - 150	135 - 175	145 - 190	-	130 - 190	-	-	160 - 190	140 - 190
අර්තාපල් (වැලිමඩ)	-		-	295 - 300	-	-	270 - 300	-	280 - 300	-
අර්තාපල් (නුවරඑළිය)	330 - 350	330 - 340	280 - 300	320 - 330	-	-	-	300 - 315	-	320 - 330
ලොකුඵැණු (ආනයනික)	180 - 190	190 - 195	160 - 190	180 - 185	-	135 - 190	200 - 210	-	180 - 210	180 - 185
ලොකුඵැණු දේශීය	-	-	-	-	-	-	-	-	-	-
කෙසෙල්										
ඇඹුල් (කිලෝවකට)	150 - 200	140 - 160								-
කෝලිකුට්ටු (කිලෝවකට)	380 - 420	-								-
සීනි (කිලෝවකට)	120 - 150	120 150								-
ආනමාළු (එකකට රු.)	26 - 36	-								-
ගස්ලබු (කිලෝවකට))	160 - 220	140 - 150								-
වැල්දොඩම් (එකකට රු.)	45 - 60									-
පළතුරු (එකකට රු.)										
අන්නාස -ලොකු ප්‍රමාණය	350 - 400									
- මධ්‍යම ප්‍රමාණය	270 - 300									-
- කුඩා ප්‍රමාණය	220 - 250									-
අඹ - බෙට්ටි	-									
-කර්තකොලොම්බන්	470 - 500									-
දිවුල්	80 - 100									-
අලිපේර	135 - 170									-
දොඩම්	50 - 70									-

Note:
Usually, the price collection for Veyangoda and Meegoda wholesale markets is done the previous day between 6.00 pm and 8.30 pm, and for all other wholesale markets, the price collection is done between 7.00 am and 2.00 pm.

Data Management Division
Hector Kobbekaduwa Agrarian Research and Training Institute
P.O. Box 1522
Colombo.

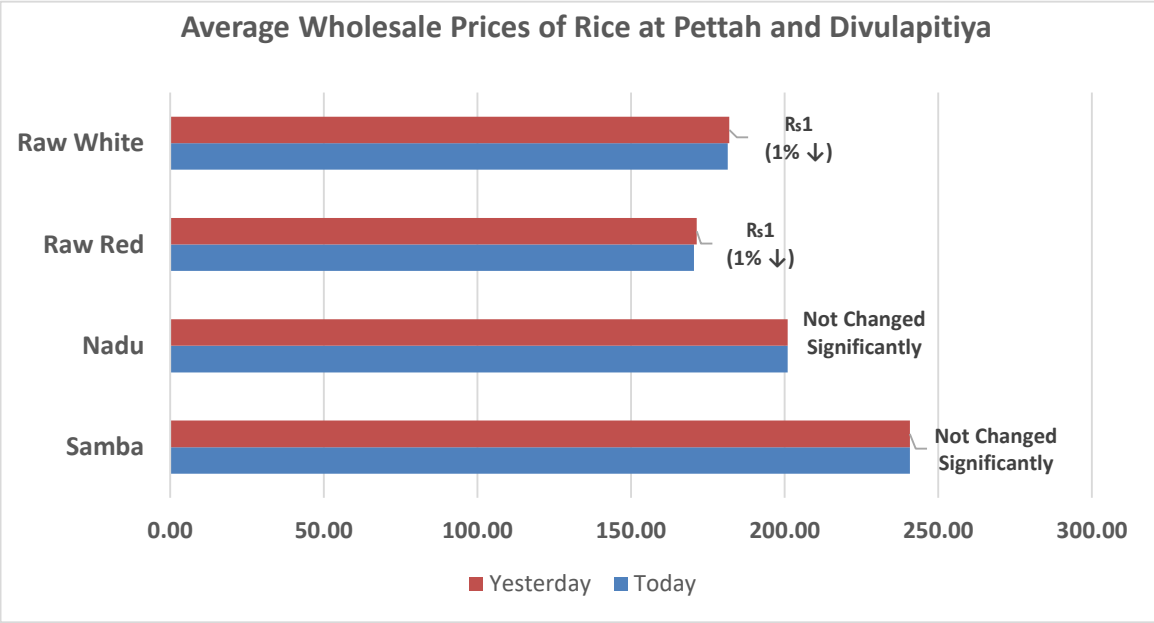
Average Wholesale Prices of Rice at Pettah and Divulapitiya
Raw White
Raw Red
Nadu
Samba
Rs1
(1% ↓)
Rs1
(1% ↓)
Not Changed
Significantly
Not Changed
Significantly
0.00
50.00
100.00
150.00
200.00
250.00
300.00
Yesterday
Today

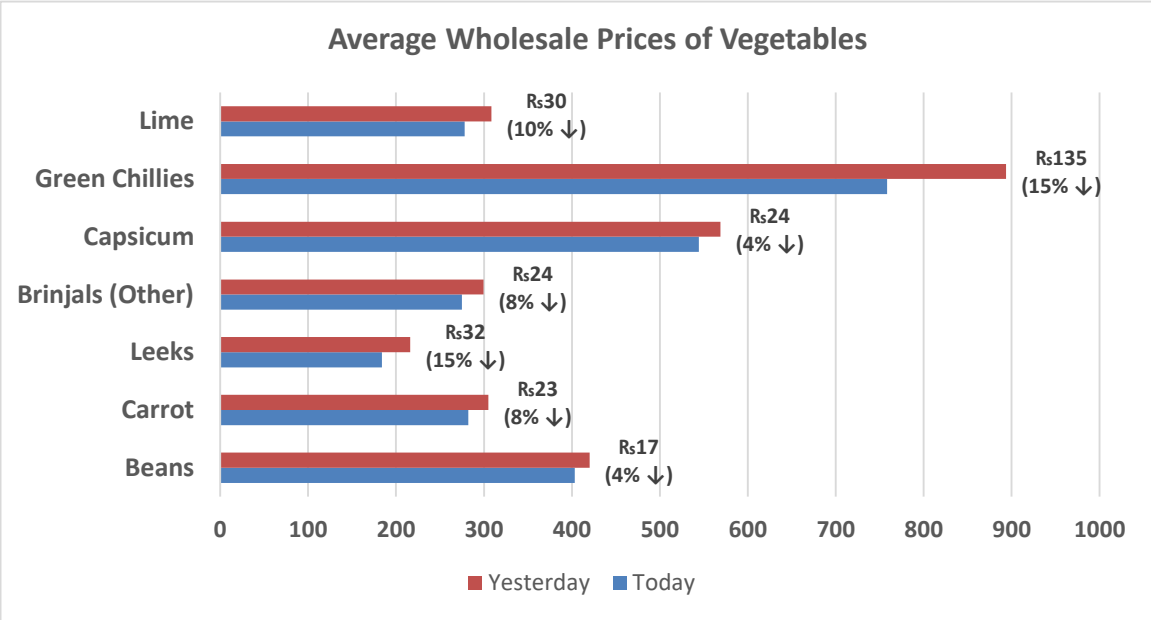
Average Wholesale Prices of Vegetables
Lime
Green Chillies
Capsicum
Brinjals (Other)
Leeks
Carrot
Beans
Rs30
(10% ↓)
Rs135
(15% ↓)
Rs24
(4% ↓)
Rs24
(8% ↓)
Rs32
(15% ↓)
Rs23
(8% ↓)
Rs17
(4% ↓)
0
100
200
300
400
500
600
700
800
900
1000
Yesterday
Today

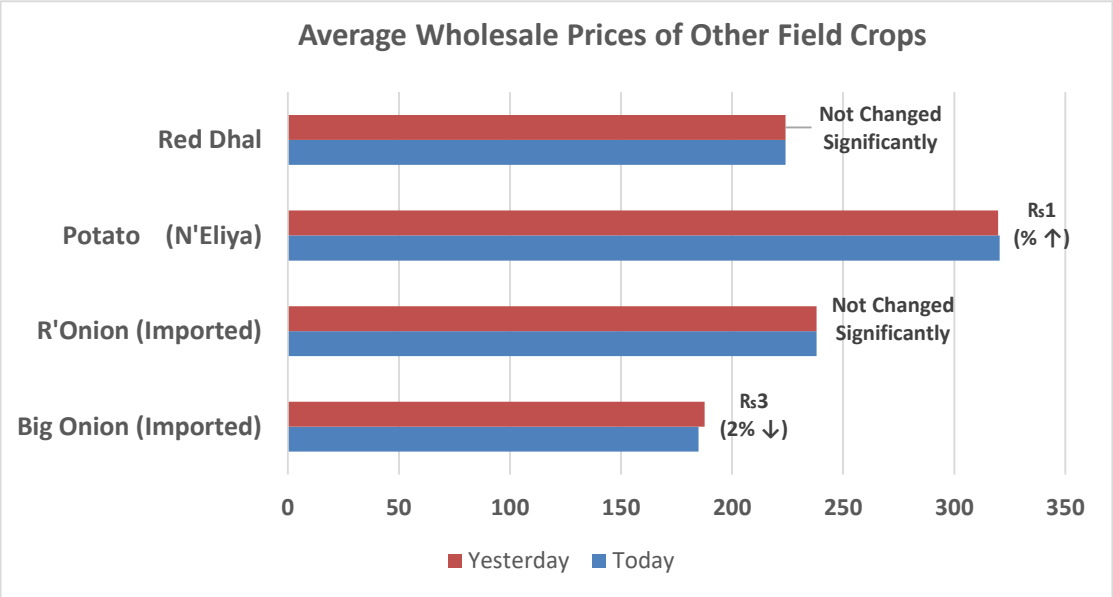
Average Wholesale Prices of Other Field Crops
Red Dhal
Potato (N'Eliya)
R'Onion (Imported)
Big Onion (Imported)
Not Changed Significantly
Rs1 (% ↑)
Not Changed Significantly
Rs3 (2% ↓)
0
50
100
150
200
250
300
350
Yesterday
Today

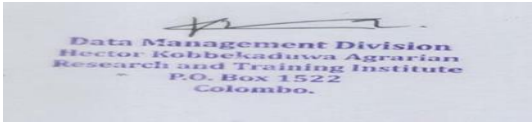
Data Management Division
Hector Kobbekaduwa Agrarian
Research and Training Institute
P.O. Box 1522
Colombo.